



## 1800 Club

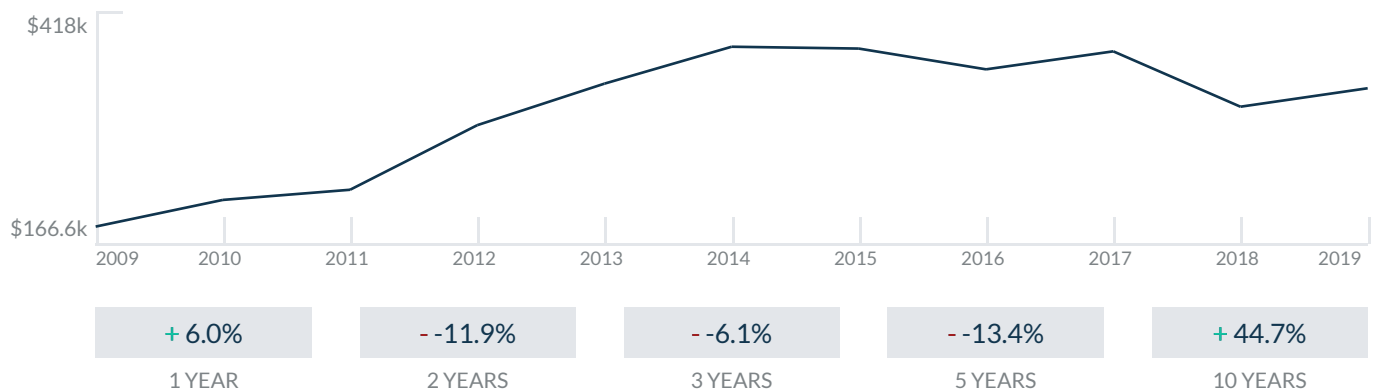
1800 Bayshore Dr  
Miami, FL 33132

Every month we compile this comprehensive market report focus on 1800 Club in this convenient and easy to read format. Our datas comes from more than six different sources including MLS Associations, County Offices and Financial Institutions. Get this report for free every month on our website [1800clubapartments.com](http://1800clubapartments.com).

## Property Stats

POSTAL CODE 33132

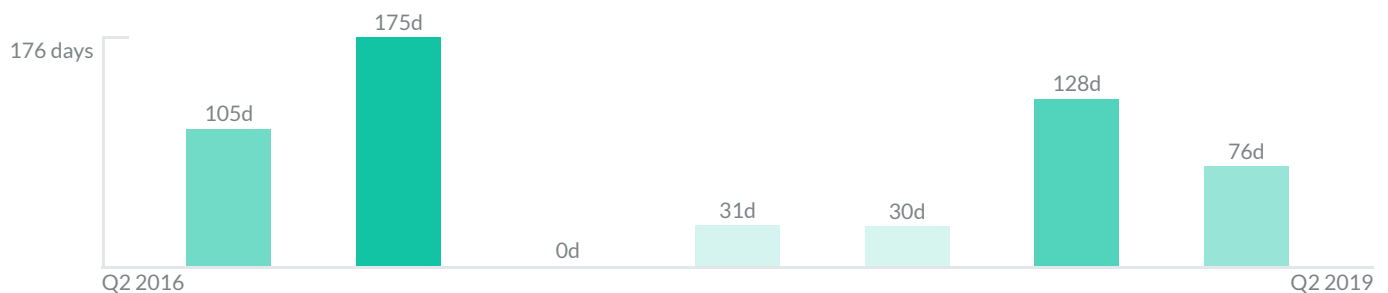
The property stats graph represents the median price evolution since ten years in your postal code area.



## Similar Properties

DAYS ON THE MARKET

Everyday 3 months we monitor how many days it takes for similar properties to be sold. This is also a good indicator to know when to buy or sale!

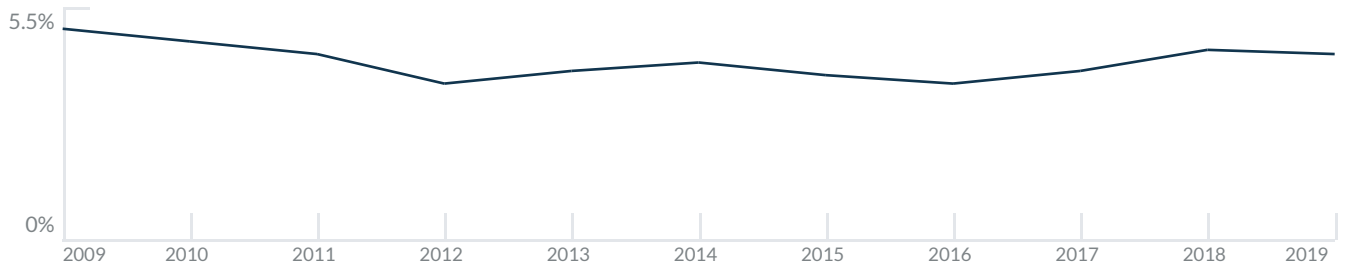


# Mortgage Rates

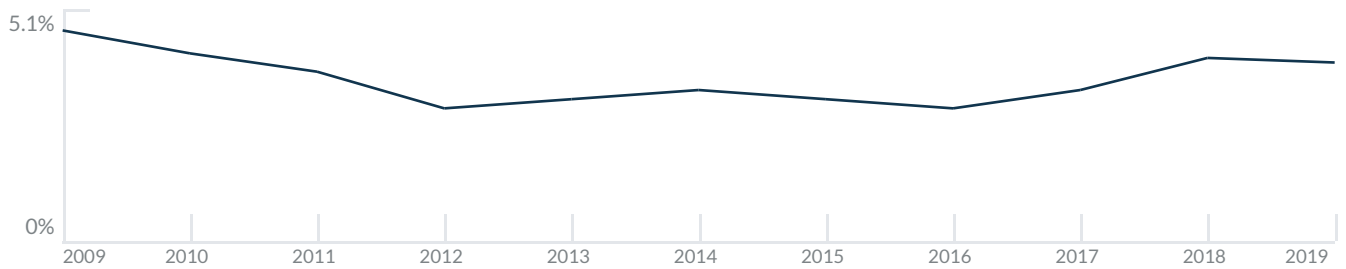
PER YEAR

Understanding mortgage economics is important when you want to buy with a loan. Below is the historical yearly average mortgage rates in the Unites States retrieved from Freddie Mac©

30 YEARS FIXED 4.4%



15 YEARS FIXED 3.9%



5/1-YEAR ADJUSTABLE 3.9%



# Schools

CLOSEST

Having good schools nearby is important if you have kids or plan to rent or sell your home. Ratings are retrieved from the leading independent and nonprofit GreatSchools©

ELEMENTARY SCHOOL	MIDDLE SCHOOL	HIGH SCHOOL
School For Advanced Studies 10/10	Archie M. Griffin 1/10	Maria De Hostos Youth Leadership Center 10/10
Archie M. Griffin	Maria De Hostos Youth Leadership Center	New York School Of The Arts

# Insights

IN 1800 CLUB



















Below the average listing prices of available unit per property type.



# Activity

SOLD OR RENTED

Below the latest transactions reported by the local MLS Association for 1800 Club

 <p>\$439,000  2  2</p> <p>UNIT 2003 <b>SOLD</b>   NOV 2018</p>	 <p>\$2,950  2  2</p> <p>UNIT 2209 <b>RENTED</b>   SEP 2018</p>	 <p>\$2,650  2  2</p> <p>UNIT 1410 <b>RENTED</b>   OCT 2018</p>
 <p>\$470,000  1  1</p> <p>UNIT 307 <b>SOLD</b>   JAN 2019</p>	 <p>\$399,900  2  2</p> <p>UNIT 1214 <b>SOLD</b>   FEB 2019</p>	 <p>\$435,000  2  2</p> <p>UNIT 1503 <b>SOLD</b>   OCT 2018</p>

## Sold

LAST 20 PROPERTIES SOLD IN 1800 CLUB

Unit	Price	Beds/Baths	\$/Sqft	Sqft	Buying Date	Days on Market
307	\$470,000	1/1	\$338.4	1,389	Apr 2019	73
1503	\$435,000	2/2	\$380.9	1,142	Apr 2019	135
1214	\$399,900	2/2	\$306.0	1,307	Apr 2019	21
709	\$460,000	2/2	\$398.6	1,154	Mar 2019	170
4005	\$557,000	2/2	N/A	N/A	Mar 2019	224
3707	\$575,000	2/2	\$470.5	1,222	Jan 2019	81
3905	\$560,000	2/2	\$458.3	1,222	Jan 2019	153
2308	\$278,900	1/1	N/A	N/A	Jan 2019	12
2711	\$360,000	1/1	\$328.8	1,095	Nov 2018	30
1611	\$350,000	1/1	\$319.6	1,095	Sep 2018	31
403	\$207,900	1/1	\$274.3	758	Jun 2017	0
3107	\$619,000	2/2	\$506.5	1,222	Nov 2016	336
3515	\$559,000	2/2	\$308.8	1,810	Oct 2016	14
4201	\$1,135,000	3/3	\$518.5	2,189	Jun 2016	150
3609	\$595,000	2/2	\$515.6	1,154	Apr 2016	60
1815	\$516,000	2/2	\$285.1	1,810	Aug 2015	126
2402	\$275,000	1/1	\$327.0	841	Aug 2015	260
514	\$450,000	2/2	\$336.1	1,339	Aug 2015	30
3306	\$299,000	1/1	\$363.7	822	Aug 2015	123
3406	\$280,000	1/1	\$340.6	822	Jul 2015	64

## Rented

LAST 20 PROPERTIES RENTED IN 1800 CLUB

Unit	Price	Beds/Baths	\$/Sqft	Sqft	Rented Date	Days on Market
2209	\$2,950	2/2	\$2.6	1,154	Apr 2019	228
1410	\$2,650	2/2	\$2.3	1,149	Apr 2019	119
1614	\$2,700	2/2	\$2.1	1,307	Apr 2019	61
1901	\$5,100	3/3	\$2.3	2,189	Apr 2019	210
2107	\$3,200	2/2	\$2.6	1,222	Apr 2019	21
3610	\$2,500	2/2	\$2.2	1,144	Mar 2019	195
4105	\$3,100	2/2	\$2.5	1,222	Mar 2019	84
1707	\$2,799	2/2	\$2.3	1,222	Feb 2019	32
2608	\$1,900	1/1	\$2.3	839	Jan 2019	26
1207	\$2,850	2/2	\$2.3	1,222	Jan 2019	21
2006	\$1,850	1/1	\$2.3	822	Jan 2019	71
1714	\$2,650	2/2	\$2.0	1,307	Jan 2019	58
3103	\$2,625	2/2	\$2.3	1,142	Jan 2019	58
3609	\$2,900	2/2	\$2.5	1,154	Jan 2019	131
3014	\$2,500	2/2	\$1.9	1,307	Nov 2018	53
2408	\$1,950	1/1	\$2.3	839	Oct 2018	16
2410	\$2,495	2/2	\$2.2	1,144	Oct 2018	16
3211	\$2,300	1/1	\$2.1	1,095	Sep 2018	80
607	\$2,500	2/2	\$2.0	1,222	Sep 2018	32
2107	\$3,200	2/2	\$2.6	1,222	Aug 2018	16

## Currently Listed

---

ACTIVE LISTINGS 1/2

Unit	Price	Beds/Baths	\$/Sqft	Sqft	Listing Date	Owner
511	\$2,700/mth	1/1	\$2.8	954	Nov 2018	N/A
514	\$419,900	2/2	\$313.6	1339	Apr 2019	N/A
1506	\$275,000	1/1	\$334.5	822	Dec 2018	N/A
1704	\$1,850/mth	1/1	\$2.9	644	Jan 2019	N/A
1807	\$595,000	2/2	\$486.9	1222	Mar 2019	N/A
1903	\$447,000	2/2	\$391.4	1142	Oct 2017	N/A
2008	\$1,900/mth	1/1	N/A	N/A	Apr 2019	N/A
2101	\$899,999	3/3	\$411.1	2189	Feb 2019	N/A
2404	\$1,900/mth	1/1	\$2.3	842	Mar 2019	N/A
2404	\$269,989	1/1	\$320.7	842	May 2019	N/A
2414	\$475,000	2/2	\$363.4	1307	Aug 2018	DANIEL OSSA...
2802	\$1,900/mth	1/1	\$2.3	841	Mar 2019	N/A
2808	\$298,000	1/1	\$355.2	839	May 2017	N/A
3010	\$675,000	2/2	\$590.0	1144	Sep 2018	N/A
3011	\$2,300/mth	1/1	\$2.1	1095	Apr 2019	N/A
3210	\$391,500	2/2	\$342.2	1144	Mar 2019	N/A
3303	\$2,900/mth	2/2	\$2.5	1142	Apr 2019	N/A
3311	\$2,300/mth	1/1	\$2.1	1095	Apr 2019	N/A
3604	\$330,000	1/1	\$391.9	842	Jul 2017	YURIY SAMSO...
3701	\$8,950/mth	3/3	\$4.1	2189	Aug 2018	NORBERTO R...

## Currently Listed

---

ACTIVE LISTINGS 2/2

Unit	Price	Beds/Baths	\$/Sqft	Sqft	Listing Date	Owner
3715	\$1,799,000	4/4	\$436.7	4120	Jan 2019	N/A
3803	\$3,000/mth	2/2	\$2.6	1142	Apr 2019	N/A
4101	\$1,045,000	3/3	\$477.4	2189	Jan 2019	N/A